



FRONT OFFICE MANAGEMENT



tutorialspoint

S I M P L Y E A S Y L E A R N I N G

www.tutorialspoint.com



<https://www.facebook.com/tutorialspointindia>



<https://twitter.com/tutorialspoint>

About the Tutorial

Front Office Management in the hotel industry involves the work of reserving accommodations in the hotel, registering guests, maintaining guest accounts with the hotel, night auditing, and coordination with various other departments for providing best guest services.

This tutorial teaches the basic terms related to the front office department of the hotel. After going through this tutorial, you will find yourself at a moderate level of expertise of tourism basics from where you can take yourself to next levels.

Audience

This tutorial is prepared for the beginners to help them understand the basics of a hotel's front office management. The ones who are keen on taking up career in hospitality reception, this tutorial is resourceful. For all other enthusiastic readers, this tutorial is a good learning material.

Prerequisites

We assume the reader has interest and inclination towards hotel and reception. A passion for excellent service provision and good communication skills are a plus.

Disclaimer & Copyright

© Copyright 2016 by Tutorials Point (I) Pvt. Ltd.

All the content and graphics published in this e-book are the property of Tutorials Point (I) Pvt. Ltd. The user of this e-book is prohibited to reuse, retain, copy, distribute or republish any contents or a part of contents of this e-book in any manner without written consent of the publisher.

We strive to update the contents of our website and tutorials as timely and as precisely as possible, however, the contents may contain inaccuracies or errors. Tutorials Point (I) Pvt. Ltd. provides no guarantee regarding the accuracy, timeliness or completeness of our website or its contents including this tutorial. If you discover any errors on our website or in this tutorial, please notify us at contact@tutorialspoint.com.

Table of Contents

About the Tutorial.....	i
Audience	i
Prerequisites	i
Disclaimer & Copyright.....	i
Table of Contents	ii
1. FRONT OFFICE – INTRODUCTION	1
What is Front Office Department?	1
Front Office Operations.....	2
Guest Cycle in Hotel	3
2. FRONT OFFICE – TERMINOLOGY.....	5
3. FRONT OFFICE – STRUCTURE.....	7
Physical Setup of Front Office	7
Operational Structure of Front Office.....	8
4. FRONT OFFICE – RANKS AND RESPONSIBILITIES	10
Reservation Manager	10
Reception Manager	11
Guest Services Manager	12
Night Audit Manager.....	13
Communication Manager.....	14
Front Office – Staff Qualities and Competencies	15
5. FRONT OFFICE – RESERVATION	16
Types of Hotel Reservation Systems.....	16

The Role of Internet in Reservations	19
Sources of Reservations	19
Managing Reservations	19
6. FRONT OFFICE – GUEST REGISTRATION.....	22
Pre-registration Procedure	22
Verifying Guest’s Identity	22
Registration Card Typical Format	23
Creating Registration Record.....	24
Establishing Payment Method.....	24
Assigning an Accommodation	25
Issuing Room Keys or Access Code	25
Handling Special Requests.....	25
7. FRONT OFFICE – ACCOUNTING.....	26
What is Front Office Accounting?	26
Types of Accounts	27
Folios and Types.....	28
Postings and Types.....	28
Vouchers and Types	28
Ledger and Types	30
Account Settlements	30
8. FRONT OFFICE – COMMUNICATION.....	32
Importance of Front Office Communication	32
Switchboard Operators	34
Do’s and Don’ts of Hotel Communication.....	35

Essential Attributes of Front Office Staff	37
9. FRONT OFFICE – NIGHT AUDIT	38
What is Night Audit?	38
The Need for Night Audit	39
Responsibilities of a Night Auditor	39
Types of Night Audit Reports	40
Balancing Night Reports	41
10. FRONT OFFICE – SOPS	43
SOP for Handling Guest Luggage	43
SOP for Handling Reservation Request.....	45
SOP for Guest Check-in.....	46
SOP for Handling Wake up Calls	47
SOP for Guest Check-out	48
SOP for Processing Cancellation Requests	48
SOP for Controlling Guest Room Keys	49
SOP for Turning Away Reservation Request	50
11. FRONT OFFICE – INFORMATION SYSTEM.....	52
What is a Property Management System?	52
Why is PMS Required?	52
Types of PMS.....	53
Common Software Options in a PMS.....	55
Concerns in Selection of Appropriate PMS	56

1. Front Office – Introduction

Every multi-departmental physical business needs to have a front office or reception to receive the visitors. Front Office Department is the face and as well as the voice of a business. Regardless of the star rating of the hotel or the hotel type, the hotel has a front office as its most visible department. For a business such as hospitality, the front office department comes with an aspect of elevating customer experience with the business.

Front Office department is a common link between the customers and the business. Let us learn more about it.

What is Front Office Department?

It is the one of the many departments of the hotel business which directly interacts with the customers when they first arrive at the hotel. The staff of this department is very visible to the guests.

Front office staff handles the transactions between the hotel and its guests. The staff receives the guests, handles their requests, and strikes the first impression about the hotel into their minds.



Front office department includes:

- Front Desk
- Uniformed services
- Concierges
- Front Office Accounting System
- Private Branch Exchange (PBX), a private telephone network used within an organization

Basic Responsibilities of Front Office Department

Following are the most basic responsibilities a front office can handle.

- Creating guest database
- Handling guest accounts
- Coordinating guest service
- Trying to sell a service
- Ensuring guest satisfaction
- Handling in-house communication through PBX

Front Office Operations

There are two categories of Front Office Operations:

Front-House Operations

These operations are visible to the guests of the hotel. The guests can interact and see these operations, hence, the name Front-House operations. Few of these operations include:

- Interacting with the guests to handle request for an accommodation.
- Checking accommodation availability and assigning it to the guest.
- Collecting detail information while guest registration.
- Creating a guest's account with the FO accounting system.
- Issuing accommodation keys to the guest.
- Settling guest payment at the time of check-out.

Back-House Operations

Front Office staff conducts these operations in the absence of the guests or when the guest's involvement is not required. These operations involve activities such as:

- Determining the type of guest (fresh/repeat) by checking the database.
- Ensuring preferences of the guest to give a personal touch to the service.

- Maintaining guest's account with the accounting system.
- Preparing the guest's bill.
- Collecting the balance amount of guest bills.
- Generating reports.

Guest Cycle in Hotel

Generally, a guest's interaction with the hotel is divided into the following four sequential phases:

Pre-arrival

It is the stage when the customer is planning to avail an accommodation in the hotel. In this first stage, the customer or the prospective guest enquires about the availability of the desired type of accommodation and its amenities via telephonic call or an e-mail. The customer also tries to find out more information about the hotel by visiting its website.

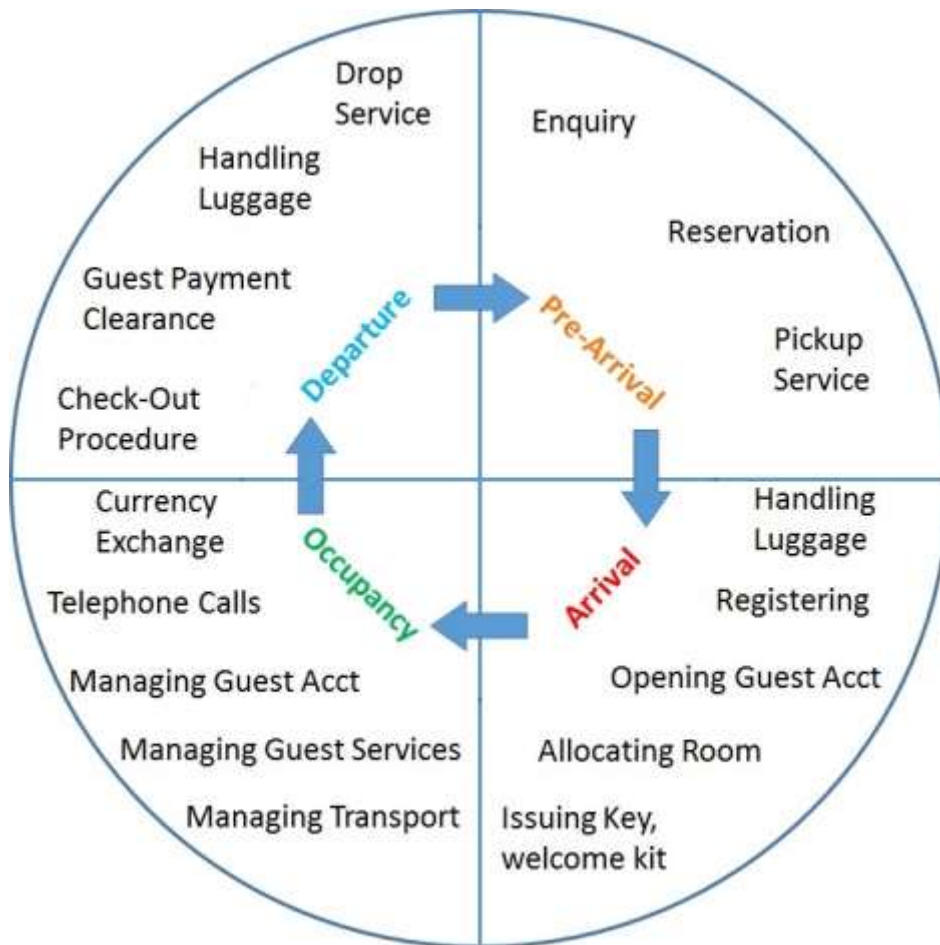
At the hotel end, the front office accounting system captures the guest's information such as name, age, contact numbers, probable duration of stay for room reservation and so on.

Arrival

The front office reception staff receives the guest in the reception. The porters bring in the guest luggage. For the guest with confirmed reservation, the front office clerk hands over a Guest Registration Card (GRC) to the guest and requests the guest to fill in personal information regarding the stay in the hotel. The clerk then registers the guest in the database thereby creating a guest record and a guest account along with it. Later, the clerk hands over a welcome kit and keys of the accommodation. After the procedure of registration, the guest can start occupying the accommodation.

Occupancy

During occupancy, a front office accounting system is responsible for tracking guest charges against his/her purchases from the hotel restaurants, room service, bar, or any outgoing telephone calls made via the hotel's communication systems. The front office staff is responsible to manage and issue the right keys of the accommodations to the right guests. On guests' request, the staff also makes arrangement for transportation, babysitting, or local touring while the guest is staying in the hotel.



Departure

During guest departure, the front office accounting system ensures payment for goods and services provided. If a guest's bill is not completely paid, the balance is transferred from guest to non-guest records. When this occurs, collection becomes the responsibility of the back office accounting division.

At the time of guest departure, the front office staff thanks the guest for giving an opportunity to serve and arrange for handling luggage. In addition, if the guest requires airport or other drop service, the front office bell desk fulfils it.

2. Front Office – Terminology

Following are some common terms used in relation to the front office department:

Term	Meaning
Account receivables	The amount of money an organization has the right to receive within some specified period (say 30 days) against the delivery of products/services.
Bell desk	An extension of front desk that deals with personalized guest services.
Cancellation charges	They are the charges borne by the guest on cancellation of a confirmed reservation or for not showing-up on confirmed reservation.
Concierge	Information desk that assists guests for transportation, booking of events outside the hotel.
GRC	Guest Registration Card, which the guest needs to fill in with personal formation at the time of registration.
Guest	Customer of the hotel business being served.
IP-PBX	Internet Protocol Private Branch Exchange, where internet protocol is used for call transmission.
MICE	Acronym for Meetings, Incentives, Conferences, and Exhibitions.
Non-guest	Customer of a hotel business not being served at the moment.
No-show	A guest who has reserved an accommodation neither turns up nor cancels it.
OHMS	Online Hotel Management System, a software system to manage all back-office operations of a hotel.
PBX	Private Branch Exchange, a private network of telephones within an organization.

POS	Acronym for Point of Sale. It is the revenue generating place in the hotel where retail transactions are carried out.
Rack rate	The price at which the hotel rooms are sold before applying discount.
SMERF	Acronym for Social, Military, Educational, Religious, and Fraternal.
Trial balance	It is a report of accounts that represents ending balance of each account in the list. It is prepared at the end of an accounting period.
Uniformed services	Personalized services provided to the guests.
Valet	A male attendant to park and clean the car.
Whitney System	An old reservation system for hotel accommodations.
Yield Management	A variable pricing strategy, based on understanding, anticipating and influencing consumer behavior in order to maximize revenue from a fixed, perishable resource.

3. Front Office – Structure

Front office area is commonly termed as 'Reception', as it is the place where the guests are received when they arrive at the hotel. It is the first point of interaction between the hotel and the guests. Being the prime interface between the hotel services and the guests, the front office is located near the main entrance of the hotel.

The front office structure can be viewed in two ways: the physical setup and the operational structure of the department.

Physical Setup of Front Office

The physical setup includes key-hanging boards, bell desk and guest-mail handling register. The front desk is equipped with various compartments, the computerized property management system, and an in-house communication system.

Positioning the Front Desk

The front desk is where the guests temporarily await to find an accommodation or to clear their bill. Hence, it needs to be positioned appropriately such that the staff and the guests can use them conveniently. The front desk needs to be:

- Positioned at an adequate height and reach.
- An adequately lit-up area.
- Aesthetically furnished.
- Preferably near the hotel lobby and lift.
- Preferably near the sitting area.
- Wide enough to make the staff member communicate with the guests across the desk.

Front Office Communication

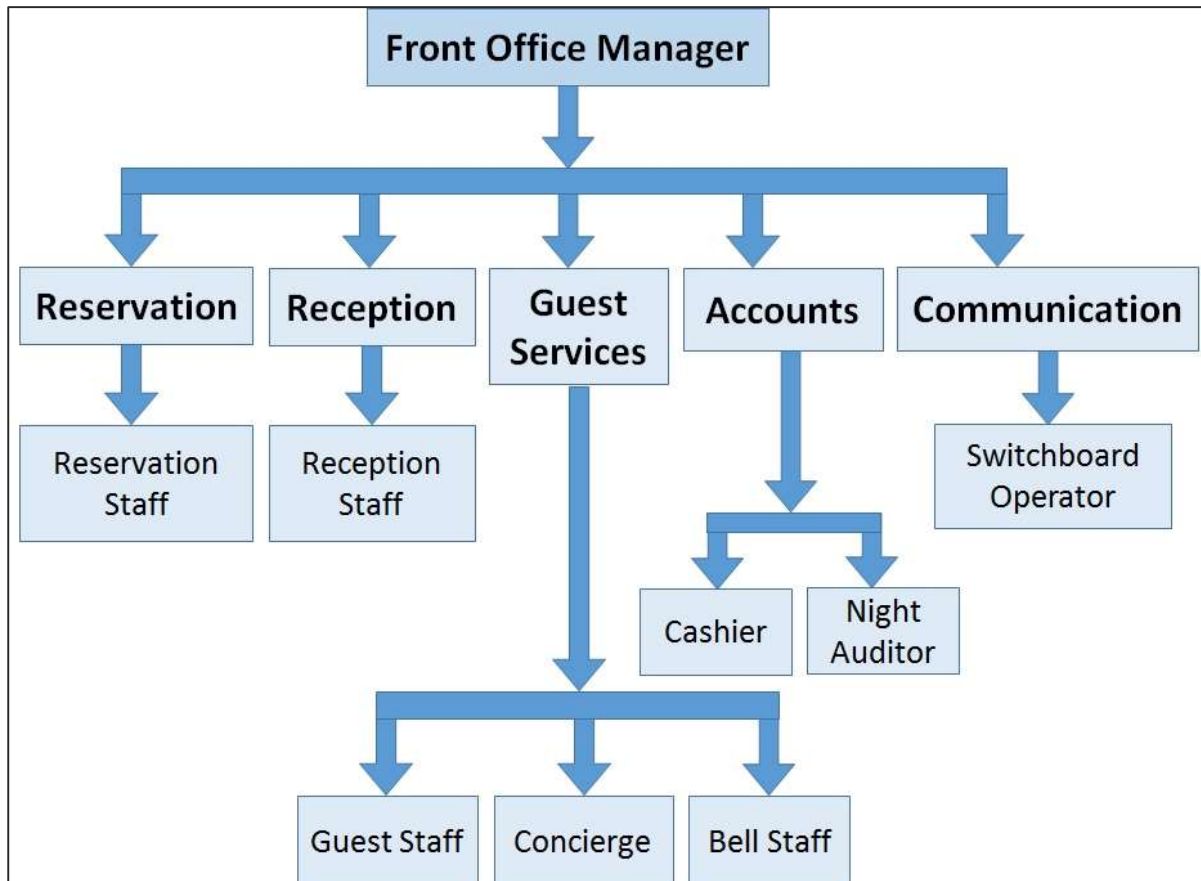
The front office staff needs to communicate with the staff of the same as well as all other departments of the hotel. This is termed as **internal** communication. It mostly relies upon the PBX or IP-PBX system.

When the front office communicates with the potential customers outside the hotel, corporate offices, and other ancillary service providers, then it is an **external** communication.

Any formal communication outside the hotel is mostly carried out using e-mails and phone calls. For sending coupons or other promotional material, renewing agreements with travel agents or airlines, the front office staff may opt for postal mail.

Operational Structure of Front Office

There are lot of staff working under front office manager. The structure of the front office department changes according to the size of the hotel business, physical size of the hotel, and the hotel management policies. Following is the general structure of the front office department:



Hotel Front Office Sections

Front office department manager heads the team of staff working on various activities and responsibilities in the front office department. Few prominent activities that the front office staff is involved in are:

- **Reservation:** It includes handling request of customers for reserving accommodations.
- **Reception:** It includes receiving the guests according to the highest standards and registering them appropriately. It also includes bidding the guests off.
- **Guest Services:** They are also known as Uniformed Services. It includes personalized guest services such as:

- Handling guest luggage.
 - Handling guest mail.
 - Delivering newspapers in accommodations.
 - Paging the guest inside the hotel (locating the guest in the hotel).
 - Arranging for a doctor in emergency.
 - Parking guest's automobiles.
 - Arranging for reservations at the places of entertainment outside the hotel.
- **Accounts:** It mainly includes a front office cashier and a Night Auditor. The cashier is responsible for handling guest payments. He typically reports to the accounts manager rather than the front office manager.

The night auditor performs the duties of front desk reception as well as accounting partly during the night shift. He needs to report to the heads of both departments, front office, and accounting.

- **Communication:** It involves handling communication among various other departments and guests of the hotel.

4. Front Office – Ranks and Responsibilities

Let us discuss a few prominent ranks in the front office department and their respective responsibilities:

Reservation Manager

In the context of hotel, the term reservation is used for booking a particular accommodation in the hotel by a guest for a period of time. Reservation section does not directly deal with the guests.



Some important tasks a reservation manager is responsible for are:

- Having knowledge about the reservation systems.
- Providing and updating information on tours, prices, and itineraries.
- Reviewing daily hotel reservations.
- Preparing occupancy forecast.
- Updating travel agent rates in the system.

- Handling correspondence with outside travel agencies.
- Allocating daily tasks to the reservation staff.
- Ensuring special deals with repeat guests, VIPs, or guest groups.
- Training the staff under hand.

Reception Manager

Following are some prominent roles and responsibilities of the reception manager:

- Dealing with arrival and departure of the guests.
- Welcoming the guests, escorting them to the room, and seeing them off.
- Ensuring professional greeting of clients, visitors, and guests.
- Coordination with housekeeping department for cleaning rooms.
- Filling registration cards for the guests with reserved accommodation or help the guests to fill it up.
- Arranging surprise gift for the guests on their special days.
- Training of receptionists.
- Handling appraisals and performance rewards of the staff.
- Reviewing current standards of front office services and procedures, and implementing new practices if required.
- Ensuring and Scheduling front office desk staff.
- Managing VIP functions and events taking place in the hotel.
- Upgrading software if required.
- Updating backup database regularly.



Guest Services Manager

The responsibilities of the guest service manager include:

- Handling guest mails, letters, and couriers.
- Ensuring guest messages are delivered at the right time.
- Training the guest service staff such as concierges, bell staff, wallet parking staff, and porters.
- Maintaining guest service suggestion cards and guest complaints.
- Scheduling and appraising guest service staff.
- Ensuring the staff delivers services, accurately and timely.



Night Audit Manager

This manager works during the night hours. The typical responsibilities of a night audit manager are:

- Posting accommodation charges, taxes, and other paid services such as restaurant, Internet charges to each guest's account accurately.
- Taking the responsibility as a duty manager for night shift.
- Settling guest accounts if required.
- Authoring security of the hotel during night shift.



Communication Manager

The communication manager is responsible for:

- Keeping in check all communication facilities such as PBX, facsimile, internet in the hotel.
- Training and scheduling telephone operators in case of large hotels.
- Ensuring immediate delivery of fax to the guests, if required.
- Appraising telephone operators.
- Changing the communication systems to the latest technology for easy use.



Front Office - Staff Qualities and Competencies

Being a part of the service industry, the front office staff needs to have the following qualities and competencies. The front office staff members are required to:

- Understand their respective roles and responsibilities in the hotel and front office as an operation.
- Equip themselves with basic etiquettes and mannerism.
- Possess pleasant, polite, and cordial personality.
- Wear clean and neat uniform with same accessories and footwear.
- Conduct themselves with professionalism, positive attitude, and cooperative nature.
- Possess extraordinary communication skills.
- Be a team player.
- Possess the ability to tackle tricky situations.

5. Front Office – Reservation

Reservation of the hotel accommodation is one of the important responsibilities of the front office department. A potential guest contacts a hotel for availability of the desired type of accommodation and any allied services that the hotel offers. The front office department needs to react to the enquiry of the guests.

For a guest, reservation increases the chances of a better deal for assured accommodation on arrival. For a hotel, reservation can enable a better management of guest experience during usual as well as peak seasons. Reservation procedure varies depending on the size and brand of the hotel and the reservation system employed.

Let us know the details how the front office handles reservations.

Types of Hotel Reservation Systems

An efficient and effective reservation system is what adds to the hotel's profitability. Following are the most popular reservation systems:

Whitney System of Reservation

It was developed in 1940 by Whitney Paper Corporation from New York, hence the name. This is a conventional manual reservation system the hotels used to follow during pre-computer days in the hotels. It contains the following setup for reservation:

- Slip for request of accommodation reservation
- Whitney slip that records guest name, accommodation type, number, and duration of stay
- Temporary/Permanent arrival slip
- Guest bill
- Guest registration card
- Correspondence file
- Bedroom journal that records daily occupancy of the guest with date, guest name, room type, and room number

Let us see how a Whitney slip and the bedroom journal looks like.

Whitney Slip

Guest Name	Date of Arrival	Room Type	Room Rate	Date of Departure
Mode of Reservation		Reserved By		Date Received
Reservation Agency if Any:				
Billing Instructions			Date of Confirmation	

Bedroom Journal

Date: _____		
Guest Name	Room Number	Room Particulars

Though this system proved efficient, it generated a lot of paperwork with occasional scope for errors. The drawbacks were overcome by the central reservation system.

Central Reservation System (CRS)

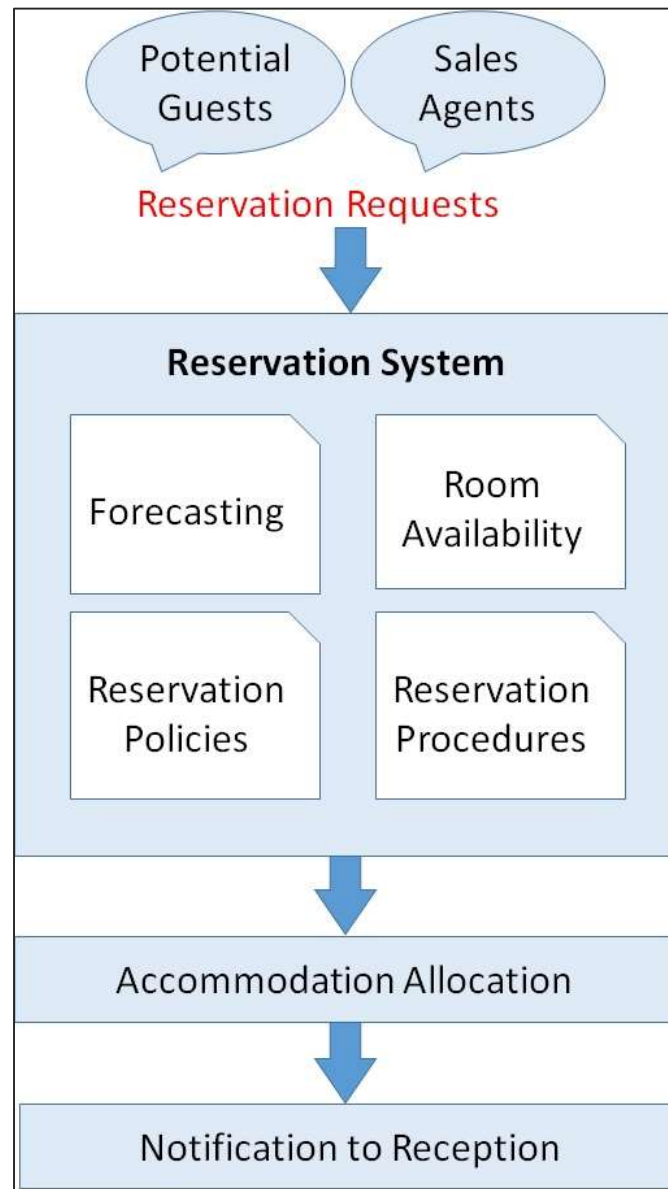
It is a computerized reservation system that reduces paperwork and can handle large amount of reservation data effortlessly.

In this system, since the guest data and reservation data are stored on the storage disks of the computers, it can be accessed at wish. It is stored in the form of a database of

collection of records which can enable searching, adding, removing, or updating any guest related data.

The computerized reservation system not only helps to make guest reservations but also helps to forecast how many accommodations can be reserved in an upcoming time period.

This is how a CRS typically works:



The guests of hotel sales agents call for checking room availability. It is forwarded to the front office reservation staff. The staff finds out details about the requirement and checks the availability of desired accommodation in the database. According to the reservation policies and procedures, the reservation staff member then notifies or suggests the reception about the accommodation availability and takes further appropriate action.

The Role of Internet in Reservations

The Internet has brought a momentum in the hospitality business as well. It facilitates seamless management of a hotel's offices located at various places and their various departments.

The hotel businesses are actively working on the Internet 24 hours a day, seven days a week. The Internet has simplified complex system of reservations. It enables Online Hotel Management Systems (OHMS) such as **Hotelogix** to help guests reserve accommodation of their choice fast and conveniently. The guests of the hotel can access rate charts, accommodation availability, check-in and check-out timings, details about the restaurants, and so on, at their own convenience.

Sources of Reservations

People travel for various reasons such as personal as well as for MICE. There are various sources from whom the requests of reservation pour in:

- **Direct Request from Guests:** The prospective guests can approach individually to the hotel for reservation of accommodation mostly when they are single travelers or family travelers.
- **Request from Travel Agent:** They can approach the hotel for booking accommodations for group travelers.
- **Request from Corporate Agent:** An organization can request a hotel to reserve accommodations for their employees, clients, or visitors.
- **Request from Airlines:** The airlines can reserve accommodations for their working staff for routine stay as well as in case of flight cancellations.
- **Request from Institutions:** Various SMERF or NGO institutions request to reserve hotels for sports people, delegations of embassies, or performing-art program groups, workshop groups, and alike who travel to different location.

Managing Reservations

The first step in reserving an accommodation is to check if the requested kind of accommodation is available for selling for a specific period of time. It is done by checking forecast boards or computerized systems.

Accepting Reservation of Accommodation

Reservation of an accommodation is accepted if the desired type of accommodation is available in the hotel for selling. If it is not available during a rush season or if the guest

is in urgent need, the staff member suggests for almost similar alternative accommodation by stating its amenities and facilities.

Reservation is accepted in the following cases in conjunction with the availability of the accommodation:

- Is the guest new to the hotel?
- Does the guest have good credentials with the hotel regarding payment and behavior?
- Is the guest a VIP?

Denying Reservation of Accommodation

Denial of reservation directly means loss of revenue. But there are certain situations when the reservation staff turns down the reservation for the guests or agents. The potential causes of denying reservation are:

- **All accommodations in hotel booked:** In such case, the reservation staff refuses the reservation politely and suggests an alternative hotel in the same area or different property of the same owner in a nearby area.
- **Requested type of accommodation not available:** In such case, the reservation staff suggests an alternate accommodation.
- **Guest/Agent blacklisted:** Some guests or agents are blacklisted due to their history of payment dues against the hotel. In such case, the reservation clerk seeks for reservation manager's advice.

Finally, the reservation section of the front office prepares the list of the reservations for the day and sends it to the front desk. The list also contains vital information such as if the guest is new or repeat, guest preferences about room location or décor. The rooms are then prepared by housekeeping.

Cancelling a Reservation of Accommodation

This is yet another event when the hotel loses business with a guest. Though the fact is overt loss of revenue, the front office staff must react to it politely and gracefully. The staff member also needs to convey any cancellation charges the guest must pay while cancelling the reservation. Cancellation is done in the following steps:

- Finding out details of the guest and respective reserved accommodation.
- Verifying charges of cancellation, if any.
- Notifying the guest about cancellation charges.
- Cancelling the reservation in the system.
- Updating the system for accommodation availability.
- Confirming the guest about the cancellation.

Generating Reservation Report

Reservation reports are generated for the sake of helping the management find trends and making forecast about business.

The reports typically are of the following types:

- Occupancy report
- Special arrival report
- Revenue forecast report
- Turnaway report

6. Front Office – Guest Registration

Guest registration is nothing but recording the guest's information for official purposes. At the time of reservation, the front office staff asks the guests to enter their personal information on the GRC.

Registration activity is mandatory for both; the guest with reserved accommodation as well as for the walk-in guest. During registration, the guest is required to enter important information on the GRC such as guest name, contact number, purpose of stay at the hotel, and passport and visa details in case of foreign guest. It is the responsibility of the front office staff not to reveal the guest information to unauthorized persons.

Let us learn more about registration.

Pre-registration Procedure

This procedure involves the prospective guests enquiring about the availability of desired type of accommodation. Registration can also be conducted in advance before arrival. It can be done via telephonic conversation in case of frequent guests, VIPs, or group guests.

In case of new walk-in guest, pre-registration is absent as there is no prior interaction between the guest and the hotel. Pre-registration activity accelerates the actual registration process where the desired accommodation is marked as reserved.

Verifying Guest's Identity

Since terror attacks on 9/11, the hotels are mandatorily verifying guests' identities. The staff verifies guest's identity first by politely asking the guest's name. The staff member then requests to show a photo ID such as driving license or a valid identity card from a well-known organization where the guest is working. If the guests are from a foreign country, the staff requests them to show passport. The staff member is authorized to ask any verifying questions politely.

The true copies of the passport or ID card are made to verify the guest's identity and to prepare guest database.

Registration Card Typical Format

Following is a typical format of a registration card:

Registration Card	
	Date:
	Reservation Number:
Hotel Name:	
Hotel Address:	
Contact Number:	Email:
	Fax:
Guest Name:	
Address:	
Mobile Number:	Landline Number:
Organization:	
Arrived from:	
Passport Details:	Visa Details:
Date of Issue:	Date of Issue:
Date of Expiry:	Date of Expiry:
Place of Issue:	Place of Issue:
	Visa Type:
Payment Option: Cash <input type="checkbox"/> Card <input type="checkbox"/> Cheque <input type="checkbox"/>	

Card Type: Visa <input type="checkbox"/> Master <input type="checkbox"/> Other <input type="checkbox"/>
Card Details: Card Number: Date of Expiry:
Hotel Policies:
<div style="display: flex; justify-content: space-between; margin-top: 20px;"> <div style="width: 45%;">Guest Signature</div> <div style="width: 45%;">Front Office Signature</div> </div>

Creating Registration Record

When the guests arrive at the hotel, the front desk staff hands over the GRC to the guest to fill up the information. In case of VIPs, the staff enters the information on the card and receives the guest's signature.

The staff then creates a registration record of the guest, countersigns, attaches the true copies of the passport or other ID cards, and files this set in the guest history file. The guest reservation record is created as a registration record in the software system.

Establishing Payment Method

Guests can pay in advance or at the time of checking-out. Those who have paid in advance are put under Paid-In-Advance (PIA) list. There are various modes of payment out of which a mode that guest prefers is recorded at the time of registration. Following payment methods are available:

- Cash Payment (which also include money order, travelers' cheque).
- Credit Card/Debit Card Payment (which are accepted only if the cards have not expired).
- Cheque Payment (where post-dated cheques are not accepted).
- Direct Billing.
- Special Payment such as gift card and voucher.

- The guests need to select one of the options of payment at the time of registration.

Assigning an Accommodation

The front office staff assigns an accommodation to the guest only when the registration is complete. The staff member records the accommodation number into the PMS and describes about its positive attributes briefly.

The reservations staff also informs the bell-boy to take the guest luggage.

Issuing Room Keys or Access Code

After the accommodation is assigned, the front office staff gives away the keys or the computerized secret code keys for accessing the accommodation.

It is a general practice to not to speak anything about the room number or the computerized key loudly while giving it to the guest. The bell attendant then assists the guest with luggage handling to the accommodation and explaining the accommodation features. The attendant then gives the keys to the guest, greets for best stay, and leaves the accommodation by closing the door.

Handling Special Requests

If the guest is not satisfied with the accommodation for any unsatisfactory or unpleasant reasons, the bell attendant can bring this to the notice of the front desk staff. In addition, if the guest has special requirements such as a cradle for a baby or hot water bag or a shaving kit and alike, the front office staff is obliged to fulfil the request on time.

7. Front Office – Accounting

Accounting section of any business or organization tracks, records, and manages the financial transactions of the business with its customers and clients. The accounting department handles the financial health and tracks the performance of any business directly. It is helpful for the management to take appropriate decisions.

When it comes to a hotel business, accounting is managing expenses and revenue. It provides a clear information to the guests thereby avoiding any unpleasant surprises to the guests. Let us know more about the accounts section of front office.

What is Front Office Accounting?

It is a systematic process in which the front office accounting staff identifies, records, measures, classifies, verifies, summarizes, interprets, organizes, and communicates financial information for a hotel business.

In the simplest form, a front office account resembles English alphabet 'Block-T'.

Account Name	
Charges	Payments

In the domain of front office accounting, the charges are entered on the left side of the 'T'. They increase the account balance. The payments are entered on the right side of the 'T'. They decrease the account balance.

Basic Front Office Accounting Formula

$$\text{Net Outstanding Balance} = \text{Previous Balance} + \text{Debit} - \text{Credit}$$

Where **debit** increases the outstanding balance and **credit** decreases it.

Most of the contemporary hotel businesses employ automated accounting system.

Objectives of Front Office Accounting System

The objectives of accounting system are:

- To handle transactions between the guests and the hotel accurately.
- To track the transactions throughout the guest's occupancy.
- To monitor the guest's credit limit.
- To avoid possibility of any fraud.
- To organize and report the transactional information.

Types of Accounts

There are following typical accounts in hotel business dealing with customers:

- Guest Account
- Non-guest or City Account
- Management Account

Difference Between Guest and City Account

Here are some prominent differences between a guest and a city account:

Guest Account	City Account
It is the record of financial transactions between the guests and the hotel.	It is the record of financial transactions between the non-guests and the hotel.
It is created at the time of reservation or registration.	It is created when a guest fails to settle the bill completely at the time of check-out.
It is maintained by the front office completely.	It is maintained by the Accounts section in back office.
It records all financial transactions of a guest from check-in till check-out.	It records financial dues not paid or partially paid by the guests at the time of check-out from the front office to the back office.
Guest account is compiled on a daily basis.	City account is compiled on a monthly basis.

Management Account

Some hotels allow the managers to entertain the guests' queries or grievances, or any possibility of acquiring a business deal over a brief interaction with the guests. For example, if a guest has some problem about the hotel policy, the manager calls the guest for interaction over a coffee or a drink and tries to resolve the same. The expenses towards this interaction are then recorded on the management account.

Folios and Types

A folio is a statement of all transaction that has taken place in a single account.

The front office staff records all the transactions between the guest and the hotel on the folio. The folio is opened with zero initial balance. The balance in the folio then increases or decreases depending upon the transactions. At the time of check-out, the folio balance must return to zero on settlement of payment.

Types of Folios

There are following major types of folios:

- **Guest:** Assigned to charge for individual guests.
- **Master:** Assigned charge for group/organization.
- **Non-guest:** Assigned for non-resident guest.
- **Employee:** Assigned for hotel employee to charge against coffee shop privileges.

Postings and Types

The process of recording the entries on the folio is called '**Posting**' of transactions. There are two basic types of postings:

- **Credit:** They reduce the guest's outstanding balance. These entries include complete or partial payment, or adjustments against tokens.
- **Debit:** They increase the outstanding balance in the guest account. Debit entries include charges under restaurant, room-service, health center/spa, laundry, telephone, and transportation.

Vouchers and Types

Vouchers are detailed documentary evidences for a transaction. It transfers the transaction from its source to the front office. Vouchers are used to notify the front office about guest's purchases or availing of any service at the hotel.

The following typical vouchers are used in the hotel:

- Cash Receipt Voucher
- Commission Voucher
- Charge Voucher
- Petty Cash Voucher
- Allowance Voucher
- Miscellaneous Charge Order (MCO)
- Paid-out Voucher (VPO)
- Transfer voucher

Here are some typical vouchers.

Petty Cash Voucher

 Company Name PETTY CASH VOUCHER		
No. _____	DATE: _____	
Name : _____	Amount Dhs. Fils	
Branch Name : _____		
Details : _____ _____ _____ _____		
A/C Name: _____		
A/C Code : _____		
	TOTAL DHS. _____	
_____ approved by	_____ prepared by	_____ received by

Payment Voucher

<h1>Payment Voucher</h1>		
PV No: _____		
Amount:	Date:	
Method of Payment		
Cash:	Check#:	
To:		
The Sum of:		
Being:	Payee:	
Approved By:	Paid By:	Signature

Payment Voucher Template

Ledger and Types

The ledgers are a group of accounts. There are two ledgers the front office handles:

- **Guest ledger:** A set of all guest accounts currently residing in the hotel.
- **Non-guest ledger:** A set of all unsettled, departed guest accounts.

There are two other types of ledgers used in the hotel. Both types of ledgers are used by back office accounting section as given:

- **Receivable ledger:** The back office accounting staff mails the bills and statements to the guests after their departure without settling the bills and ensures the payments for services provided.
- **Payable ledger:** The staff handles amounts of money paid in advance on behalf of the guest to the hotel for future consumption of goods and services.

Account Settlements

There are various issues regarding account settlement:

Orientation of Account Settlement

By Guest: The guest settles own account by cash/credit card/cheque.

By Organization: The organization settles guest account by transferring money to the hotel account.

Methods of Account Settlement

There are following popular methods of account settlement:

Account Settlement in Local Currency: A guest can pay in terms of a local currency where the payment is not chargeable with conversion fees.

Account Settlement in Foreign Currency: If the guest prefers to pay in foreign currency, the service of payment by the bank is chargeable for around 3% to 6% of the total payable amount.

Account Settlement Using Traveler Check: Travelers' cheques, the pre-printed cheques in the denominations of major world currencies are a good option to paying by cash.

Debit Card: Use of magnetic cards for payment against account is most common today. Paying by debit cards is as good as paying by cash as the amount of money is instantly transferred from the guest's bank account into the hotel's bank account.

In case of credit card settlement, the accounting staff mails the charge vouchers signed by guests to the credit card company; preferably within a specified time. The credit card company then settles the guest account by transferring money against it.

Credit Settlement by Organization: Many national, international, private, or public organizations send their employees or students for attending workshops, seminar, or meetings. Such organizations tie-up with the hotel for paying the bills of their employees on credit. The organizations reserve accommodations depending on the number of room nights (number of rooms × number of nights the representatives are expected to occupy). This is popularly known as account Settlement using Direct Billing.

In **direct billing account settlement**, the front office staff verifies guest folios and transfers the guest account to non-guest or city account. The hotel's back-office accounting verifies the guest folios and is responsible to collect the direct billing amount from a direct billing agency such as embassy, university, or organizations.

The accounting section also notifies the guests that if the direct billing agency fails or refuses to pay the charges then the guests need to settle the account by paying them from their pocket.

Combined Account Settlement: A guest can settle account by paying partial amount in cash and remaining amount on credit. The front office staff needs to prepare the supporting document for such kind of payment and hands it over to the back-office accounts.

8. Front Office – Communication

Healthy communication in the organization fosters mutual trust and sense of cooperation among the staff members and the guests as well as between the staff members and the management body. Front office communication with other departments can make or break the guests' stay at the hotel.

As the front office is responsible to sell the hotel accommodations, it is a major driving force for generating revenue. Hence, communication within and out of front office department needs to be vibrant and positive.

Importance of Front Office Communication

Front office department is responsible for communicating with all other departments in the hotel as well as different sections within the department. To get the front office and back office jobs done successfully, the front office staff members need to communicate with their peers as well as the colleagues and subordinates.

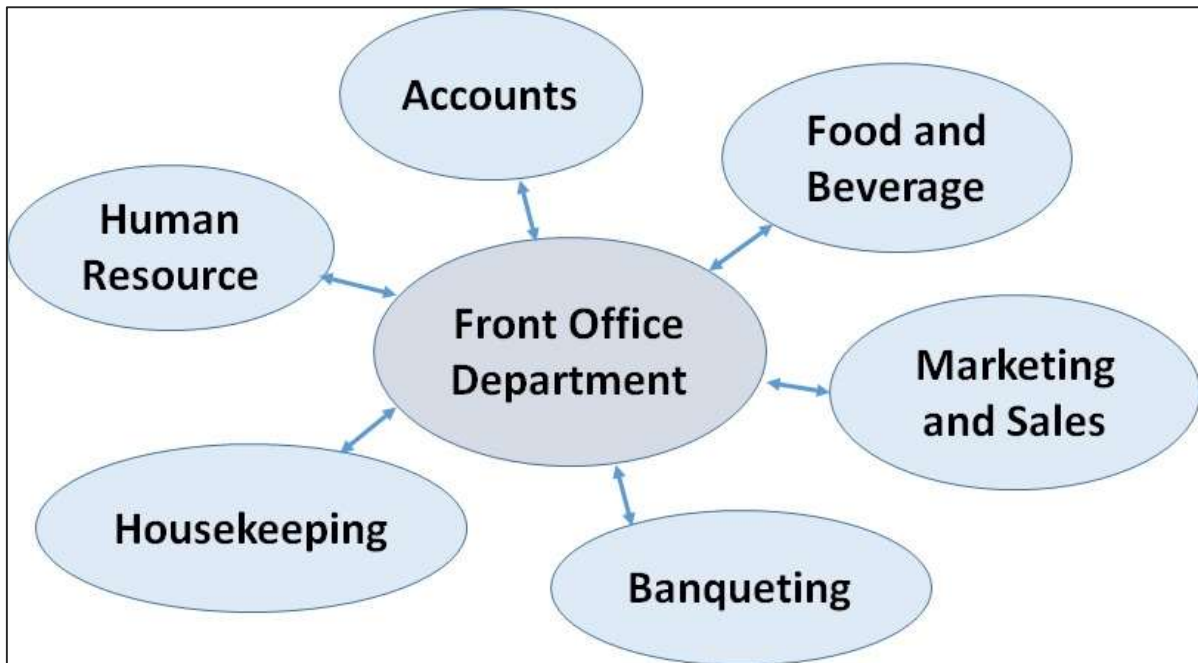
Within the department, the staff of front office communicate with each other to provide the best possible guest services such as reserving accommodations, registering guests, managing guest accounts, handling guest mails, and personalized guest services.

Interdepartmental Communication

Front office interacts with various departments since the guest inquire about reservation through the entire guest cycle up to the guest's departure.

Here is how front office needs to communicate with the other departments:

- **Communication with Human Resource:** Front Office department is engaged with the HR department to interview, help shortlist them, and select the most eligible employees. It also contacts the HR department for employee training and induction programs, salaries, leaves, dues, and appraisals.
- **Communication with Accounts:** As front office department handles guest accounts with a complete responsibility, the staff needs to often interact with the back-office accounting colleagues regarding payment settlements or dues of guests or non-guests, discount offers, and coupons settlement. It also needs to sort out and get actual status of night auditing with accounts.



- **Communication with Food and Beverage Department:** Since front office department is the one where the guests speak about their food and beverage requirements during reservation, the front office needs to communicate with the food and beverage sections frequently.
 - It also keeps the track of guest's purchases from the restaurant, the bar, or coffee shops in the hotel.
 - It conveys special requests of the guest regarding food and beverage to the F&B department.
 - It deals, accepts, and reserves banquet inquiries and coordinates them with the respective departments.
- **Communication with Marketing and Sales Department:** Sales and Marketing department highly relies upon front office inputs about the guests. The guest history compiled by the front office department is an excellent source for segmenting the customers, prepare customer-oriented packages, and plan and execute the campaigns.

The front office staff contacts marketing and sales department in case there is a need to prepare electronic marquee or message boards for promotions.

- **Communication with Housekeeping:** The front office staff needs to interact with the housekeeping department on the concerns such as:
 - Readiness of vacated accommodation for selling.
 - Security of the accommodation.

- Guest's complaints and requirements about any amenities is initiated at the front desk.
- Guest's requirement of removing soiled dishes or linen from the accommodation.
- In addition, the housekeeping department relies upon front office staff for the number of accommodations sold, departures, walk-ins, stay-over guests, and no-shows. Timely distribution of the accommodation sales helps the housekeeping manager to plan employee personal leaves and vacations.
- **Communication with Banqueting:** The front office and banqueting department needs to interact with each other on the concerns such as:
 - Expected number of guests to attend the banquet.
 - Showing directions of the venue to the unfamiliar banquet guests.
 - Posting of daily messages on felt board regarding venue, occasion, hosts and guests.
 - Settling of the city account against the banquet service for the guest.

Switchboard Operators

A vital link between the prospective guests and the hotel itself is switchboard operator who represents the hotel. When the customers call the hotel, the call first arrives at the switchboard operator.

Using knowledge of the portfolio, tone of speaking, and the command over language the switchboard operator can handle the influx of the calls. The operator represents the competency of the hotel in the market while speaking with the customers. Generally, the switchboard operator greets the guests and transfers their call to appropriate department.



There are two schools of thoughts regarding the area where a switchboard operator should work. Some experts say that they should be visible and some expert advice to assign a separate aloof place for them in the hotel. Today, the task of a switchboard operator for transferring the incoming calls to various departments is computerized and requires less human involvement.

The switchboard operators are informed not to transfer any call to the executive chef or to the banquet manager during busy work hours. Hence, the operator needs to take the message accurately and pass them on to the respective persons on time.

Do's and Don'ts of Hotel Communication

Communication necessarily is about verbal language as well as body language. Here are some common Do's and Don'ts the front office staff follows while communicating:

Do's of Hotel Communication

- Always present yourself with a **warm smile**.
- Always stand and walk erect which reflects your **confidence**.

- Get hold on to your domain subject. Try to **know more about your portfolio**. This saves you from the embarrassing situations when you are expected to answer the guests.
- Before you start speaking, find out important points about the issue.
- Speak in **audible voice**.
- Use **simple** and **correct language**.
- Use a language that can be understood by everyone.
- If you need to talk to your colleague in the presence of guest, talk in a standard language of communication.
- Speak only if it is going to be useful to the guests and colleagues. Always speak by **maintaining eye contact** with the listener.
- In case your conversation is interrupted, continue it with a short recap of what has been already discussed.
- While you listen, always pay undivided attention to the speaker. **Communicate to understand**; not to react.
- If the guest asks you to arrange for too many things, then repeat them for confirming.
- Ask politely if you have missed to hear any point the guest or the colleague is putting forward.

Don'ts of Hotel Communication

- **Do not use jargon** or words such as "hmm-hmm", "yep", and alike. Instead, use "perfect", "absolutely", and similar words.
- **Do not speak too fast**, too slow, or in too low or high voice.
- **Do not interrupt** the speaker.
- Do not speak with the colleagues, if it is not related to the business during working hours.
- **Do not speak under assumptions**.
- **Do not hastily arrive at the conclusion** unless you know.
- Do not run around the area of work.
- Do not appear harsh with your subordinates.

- **Do not appear untidy** on work.

Essential Attributes of Front Office Staff

Front office communication not only includes verbal or textual communication but also body language of the staff.



Following are some essential attributes the front office staff must have:

- Pleasant, sturdy, and agile personality
- High sense of good conduct and hygiene
- Ability to solve problems and decide quickly
- Salesmanship
- Integrity
- Punctuality
- Knowledge of etiquettes, and manners
- Command over language
- Confident yet polite nature
- Capacity to tackle situations of emergency
- Integrity and honesty

9. Front Office – Night Audit

Auditing is nothing but conducting **financial inspection** of the organization. For a hotel business, the finance management starts at the front office. Accurate posting of transactions on the guest folios start at the front office, which is further carried to the back-office accounting department. The guest accounts are counterchecked on a daily basis during auditing.

Experts recommend the hotel management team to go through the night audit reports daily to get an insight of the hotel occupancy and finances.

Let us see what night auditing is and details about the same.

What is Night Audit?

It is the process of auditing where the night auditor reviews all financial activities of the hotel that has taken place in one day.



The auditing process for the day is generally conducted at the end of the day during the following night, hence the name 'Night Audit'. It can be performed by the conventional method of using papers, receipts, vouchers, coupons, and files. But performing audit using modern PMS systems is easy, fast, and efficient.

Basic Activities During Night Audit

The night auditor performs the following steps during night audit activity:

- Posting accommodation and tax charges
- Accumulating guest service charges and payments
- Settling financial activities of various departments
- Settling the account receivables
- Running the trial balance for the day
- Preparing the night audit report

The Need for Night Audit

The objective of night audit is to evaluate the hotel's financial activities. Night audit not only reviews guest accounts by checking credits and debits but also tracks the credit limits of the guests and tallies projected and actual sales from various departments. Night audit reviews daily cash flow into and out of the hotel's account.

Night audit has a large significance in hotel business operations. The management body refers night audit report to plan future goals and control the expenses. The managers can react immediately on the acquired information.

Responsibilities of a Night Auditor

Apart from the basic audit activities listed above, the night auditor carries out the following responsibilities:

- Taking over from the last shift.
- Checking-in or checking-out the guests after 11:00 pm at night.
- Registering the guests.
- Allocating accommodations to the newly checked-in guests.
- Settling transactions in the newly created guest accounts.
- Verifying guest folios.
- Verifying room status report.
- Balancing all paperwork with the accounts in the PMS.
- Remaining liable for security of the premises.
- Handling guest accommodation keys.
- Taking backup of the PMS generated reports.
- Preparing lists of expected guest arrivals for the next day.
- Closing financial activities for a day.
- Starting financial activities for the next day.

- Receiving and recording bank deposits.

Types of Night Audit Reports

Today, the PMS helps night auditors to a great extent in auditing and generating accurate reports. Here are some typical reports generated during night audit:

- **Night Audit Accommodation Report:** It gives a snapshot of the days when accommodations are occupied, the days when the accommodations are available, check-ins, check-outs, no-shows, and cancellations. This report can show further details for any of the items listed above.
- **Night Audit Counter Report:** It gives details on cash and credit card receipts and withdrawals.
- **Night Audit Revenue Report:** It delivers information on accommodation revenue, cancellation and no show revenue, and other POS revenue. Revenue generated through various agencies and bodies such as travel agents, corporate organizations, internet booking. etc., is also listed in this report.
- **Night Audit Tax Report:** Contains all the tax information on reservation revenue and other POS revenues such as VAT, luxury tax, and service tax.
- **Cashier's report:** It is the detailed list of cashier activity of cash influx and out flux, credit cards, and PMS totals. Cashier's report is very important part of the financial control system of a hotel. The front office manager reviews the night audit and looks for any divergences between the actual amount received and the PMS total.
- **Manager's Report:** It is a statistical list of previous day's occupancy. It includes details about available accommodations, occupied accommodations, sold and vacated accommodations, rack-rate, number of guests in the hotel, number of no-shows, and so on.
- **General Manager's Report:** Each department in the hotel is required to send daily sales report to the front office. Using their information, a departmental total report is generated for the general manager's assessment. The General Manager determines the profit-generating departments and evaluates the success of sales and marketing.
- **High Balance Report:** This is a detailed report about the guests who have exceeded the credit limit set by the hotel management.

- **Ledger Balance Summary Report:** It displays the opening and closing balances for the Advance Deposit Ledger, Guest Ledger, and City Ledger.
- **Room Rate Audit Report:** It lists all rates that are applied to each guest and the difference from the rack rate with the predetermined rack code.

Balancing Night Reports

Here are some formulae used to balance night audit:

Formula for Balancing Bank Deposit

The formula for balancing bank deposit is:

$$\begin{aligned} &\text{Total Bank Deposits} \\ &\quad - \text{Total Cash Sales} \\ &\quad - \text{Credit card received A/R} \\ &\quad - \text{Cash received A/R} \\ &= 0 \end{aligned}$$

Formula for Balancing Guest Ledger

The formula for balancing guest ledger is:

$$\begin{aligned} &\text{Total Revenue} \\ &\quad - \text{Paid-outs and non-collect sales} \\ &= \text{Daily revenue} \\ &\quad - \text{Total cash income} \\ &\quad - \text{Today's outstanding A/R income} \\ &= 0 \end{aligned}$$

Formula for Balancing City Ledger

The formula for balancing city ledger is:

$$\begin{aligned} & \text{Yesterday's outstanding A/R} \\ & \quad + \text{Today's outstanding A/R income} \\ = & \text{Total outstanding A/R} \\ & \quad - \text{Credit card received and applied to A/R} \\ & \quad - \text{Cash received and applied to A/R} \\ = & \text{balance of A/R} \end{aligned}$$

10. Front Office – SOPs

In any business organization, common procedures occur in sequence. They are linear. In addition, some procedures also repeat over a time. The organization needs to find out such linear and repeating procedures to compile them into sets of Standard Operating Procedures (SOPs).

These procedures when compiled step by step, can prove to be an excellent learning material for training the newly joined staff in a short period of time.

Let us learn about a few SOPs followed in the front office department.

SOP for Handling Guest Luggage

This is a procedure followed by the bell desk staff at the time of the guest's arrival and departure. It goes as follows:

Handling Luggage on Guest Arrival

- As a bellboy look for the new arrival of guest.
- The guest vehicle stops at the hotel entrance.
- Go ahead and open the vehicle door.
- Greet the guest as, "Welcome to (hotel_name), I am (own_name). Do you need any help with your luggage?"
- Help the elderly/disables guests to get out of the vehicle if required.
- Take the luggage in charge and ensure that nothing is left in the vehicle.
- Ask the guest's name politely as, "May I know your name Sir/Madam?"
- Tag the luggage with the guest name.
- Ask if anything fragile or perishable is in the luggage.
- Add this information on the luggage tag.
- Inform the guest that their luggage is with you.
- Escort the guest to the hotel reception.
- Inform the guest that you will be taking care of their luggage.
- With the other front office staff, find out the accommodation number allotted to the guest.
- Write the accommodation number on the luggage tag.
- Confirm if the guest registration formality is complete.
- If the room is ready, take the luggage to the room by the staff elevator.
- Place the luggage on the luggage rack.

- If the room is not ready, then take the luggage to the store room.
- Record the luggage details into the Daily Luggage Register.



Handling Luggage on Guest Departure

- Inform the guest that you are going to guest's accommodation to collect the luggage.
- Have an informal conversation with the guest as, "Mr./Ms. (Guest_Name), I hope you enjoyed your stay with us. Do you need an airport transport?"
- Collect the luggage from the guest room.
- If the guest needs to store the luggage for long term, tag the luggage with the guest name, accommodation number, date and time of collection, contact number, and receive the guest's signature on long-term luggage request form.
- Ensure with the guest that nothing perishable is there in the luggage.
- Store the luggage on the designated departure area.
- If the guest is leaving the hotel immediately after check-out, then bring the luggage to the lobby.

- If a transport vehicle is ready to go then place the luggage in the vehicle.
- Request the guest to verify the loaded luggage.
- Update the departure luggage movement on the Daily Luggage movement register.

SOP for Handling Reservation Request

The SOP goes as follows:

- Pick up the incoming call in three rings.
- Greet the guest in the audible voice, introduce yourself, and ask how you can help the guest as, "Good (morning/evening), this is Mr./Ms. own_name, how may I help you?"
- Wait for the guest to respond.
- The guests say that he/she needs an accommodation in your hotel.
- Tell the guest that it's your pleasure.
- Take a new reservation form.
- Inform the guest about the types of accommodations in your hotel and their respective charges.
- Ask for the guest's name, contact number, and type of accommodation the guest wants.
- Ask for the guest's dates of arrival and departure.
- Check for availability of the accommodation during those dates.
- Briefly describe the amenities the hotel provides to its guests.
- If the accommodation is available, inform the guest.
- If exactly the same kind of accommodation is not available, ask the guest if he/she would care for another type of accommodation.
- Note down the guest's requirements related to the accommodation.
- Ask the guest if an airport pickup/drop service is required.
- Ask how the guest would settle the bill: by cash, credit, or direct billing.

- If the guest prefers by cash or by card, then insist to pay the part of cash in advance against booking charges or credit card details of the guest.
- Inform about reservation with the guest name, contact number, accommodation type required, payment method, and confirmation number.
- Conclude the conversation as, "Thank you for calling hotel_name, have a nice day!"

SOP for Guest Check-in

The SOP goes as follows:

- Upon the guest's arrival, greet the guest.
- Ask the guest for his/her name politely.
- Search the reservation record in the PMS.
- Generate and print a registration card.
- Handover a GRC to the guest for verifying printed details.
- Request the guest to show the ID card from an authorized institute.
- Request to show passport and visa in case of foreigner guest.
- Request the guest to fill in the following details on the GRC:
 - Salutation
 - Designation
 - Organization
 - Business or Residence Address with City and ZIP Code
 - Purpose of Visit
 - Contact Number in case of Emergency
 - Passport Details
 - Visa Details
- Inform the guest about any early/late check-out policies.
- Request the guest to sign on the GRC.
- Counter-sign the GRC.
- Update the details on the guest record.
- Create a guest account.
- Prepare copies of driving license/passport and visa.
- Attach them to the GRC and file the entire set.

SOP for Handling Wake up Calls

There are manual and automatic wakeup calls.

Handling Wakeup Call Manually

- The guest can request for a wakeup call at the front office directly or by calling from his/her own accommodation.
- Ask the guest for a wake-up time and any immediate special request after getting up.

- Open the Wakeup Call Register and enter the following information:
 - Salutation
 - Guest Name
 - Accommodation number
 - Wakeup date
 - Wakeup time
 - Any Special immediate request such as tea/coffee, etc.

- Conclude the conversation by greeting the guest again.
- Pass the special request for tea/coffee to the room service staff.
- At the time of wakeup call, follow the given steps:
 - Confirm the current time.
 - Call the guest's accommodation number on telephone.
 - Greet the guest as per the time and inform about the current time and the progress on guest's special request.

Handling Wakeup Call Automatically

Most hotels facilitate their guests to set automatic wakeup call using their phones or televisions. The housekeeper must ensure that the printed instructions about setting an automatic call are kept handy and visible.

The guest can set automatic call which is notified at the PBX system and the PMS system. Even if the guest has set up an automatic call, it is the responsibility of the front office staff to give a manual wakeup call to the guest to avoid any chances of inconvenience.

SOP for Guest Check-out

The process of checking out generally is initiated by the guest. The guest calls up front office and asks to keep the bill ready.

- The guest arrives at the front desk.
- Greet the guest.
- Print a copy of guest folio.
- Hand it over to the guest for verification.
- If there is any discrepancy, assure the guest about its solving.
- Resolve the discrepancy immediately.
- Apologize to the guest for inconvenience.
- From the guest database, ensure the guest's preference of payment method. Recite it to the guest.
- Settle the guest account.
- Print the receipt and give it to the guest.
- Ask the guest if he/she needs any assistance for luggage.
- Ask the guest if the transport facility to the airport is required.
- Greet the guest for giving an opportunity to serve as, "Hope you enjoyed your stay with us. Thank you. Good (morning/afternoon/night).

SOP for Processing Cancellation Requests

The guests initiate the cancellation of the reserved accommodation. The SOP goes as:

- Request for the guest's full name and reservation number.
- Search the guest database for the given name and reservation number.
- Recite the guest name, accommodation details and the date of reservation.
- Ask the guest if he/she would like to postpone it.
- Request the guest for reason behind cancellation.

- Record the reason in the PMS.
- If the cancellation is being done by a person other than the guest, record the person's name, contact number, and relation with the guest for information.
- Inform the caller about any cancellation charges applicable according to the hotel policies.
- Cancel the reservation in the PMS.
- Inform the guest about e-mail for cancellation charges. Send the cancellation charges plus cancellation number to the guest by e-mail.

SOP for Controlling Guest Room Keys

The front office staff needs to manage at least two sets of the keys. The number of sets may vary according to the guest policy. Accommodation numbers are not written on the keys, which creates problems when the keys are misplaced within or around the premises.

Giving Accommodation Key to the Guest

- Request for the guest's last name and accommodation number.
- Check the information told by the guest against the one recorded in PMS.
- If there is any deviation, request the guest to provide photo ID card.
- Do not give away the accommodation key without proper authentication.
- If the doubt about the guest arises and the guest refuses to cooperate, then inform the front office manager immediately.
- If any other superior front office staff member recognizes the guest, then you can give away the duplicate key.
- If the guest has lost the key and needs a new one, then ascertain that the guest has lost it.
- In the above case, program a new key with the same code.
- Present the newly created key to the guest.
- You must not issue accommodation keys to any person that claims to be sent by the guest for getting the keys. Yet, you can give them to a non-guest, if the guest has sent the person with a written authority letter addressed to the front office team. In such case, confirm by calling the guest and accompany the non-guest to the accommodation.



Giving Occupied Accommodation's Key to Staff

The authorized staff on duty is allowed to access the occupied guest accommodation for the purpose of professional work.

For example, the keys can be given for preparing vacated accommodation, laundry staff, mini-bar staff, and bell-boy to take out the guest luggage.

SOP for Turning Away Reservation Request

One thing for sure, always try to solve the guest's accommodation problem as far as possible. Try selling hotel service by giving options than plainly denying to what the guest wants.

There are a number of reasons why a reservation staff needs to turn down the reservation request. These are few important ones:

- The hotel is fully booked during busy seasons.
- Guest is not interested to reserve after knowing rates.
- The type of accommodation the guest desires is not available.

This is how you turn down a reservation gracefully:

- When the guest calls to enquire, answer the call as, "Good (morning, evening), this is own_name from reservations. How may I help you?"

- The guest says he/she would like to reserve an accommodation.
- Reply as, "Certainly (Sir/Madam). May I request you for your name, mobile number and email ID please?"
- The guest tells the same.
- Further ask, "And your company/travel agency name is?"
- The guest replies, "I am from (Company/TA name)".
- Ask the guest about check-in and check-out dates required for reservation.
- Request the guest to hold the line till you search for availability of the desired accommodation.
- Inform the guest approximately how much time you would take to find out.
- Put the call on hold and check availability.
- Convey the non-availability of the desired type of accommodation to the guest politely as, "Sorry sir/madam, "(all the accommodations are occupied/the desired type of accommodation is not available)".
- Suggest the guest about a nearby sister-concern hotel, if any.
- Suggest the guest to take other similar kind of accommodation by describing its amenities.
- If the guest doesn't agree to it, turn away politely as, "Sorry sir, then we don't have any other available accommodation."
- Record the guest data in the PMS along with the 'Turn away' reason.

11. Front Office – Information System

Hotel business is of a kind that needs to provide a myriad range of services to its guests such as food, accommodation, transport, recreational services, and so on. Since the front office contributes major portion in coordinating the services requested by the guests, it needs a system that can help the front office staff to sell services and track them seamlessly and simultaneously.

The front office information system includes mainly the property management system. Let us see, what PMS is and how useful it is for handling hotel management functions smoothly.

What is a Property Management System?

A Property Management System (PMS) is a software system employed to handle basic objectives of all the departments in the hotel business and coordinate functions between them for optimum business outcomes.

Why is PMS Required?

A PMS is required for the hotel staff for the following reasons:

- It integrates all critical operations of the hotel on one platform.
- It provides real-time information on accommodations, reservations, restaurants, spas, bars, and about every working arm of the hotel.
- It provides highly accurate information which is helpful for the management to plan new goals and handle the investments in a better way.
- It boosts the efficiency of the front office staff and in turn maximizes the performance of the hotel business.
- It simplifies the time-taking or complex operations otherwise done manually.
- It works for the convenience of the hotel staff, managing body, as well as the guests.

Types of PMS

There are two basic types of PMS:

- **Local PMS:** They have large technical requirements such as workstation, Computer/workstation, Data server, Terminal servers, Operating system, Network cards, and Removable back-up systems.
- **Cloud-based PMS:** They mainly need computers/workstation and Internet connection.

Difference between Local and Cloud-based PMS

	Local PMS	Cloud-based PMS
Availing the PMS	Owner needs to purchase the PMS hardware and software.	Owner needs to take subscription from a PMS vendor.
Requirement of Internet Connection	No	Yes, a reliable high speed connection is mandatory.
System and Access	PMS software and data reside on a server to which multiple terminals are connected. The PMS is accessed from a program installed on each terminal.	PMS software and data reside on a shared server at the PMS vendor's data center. Users access the system through a Web browser from anywhere, anytime.
Requirement of On-site IT expertise	Yes	No
Advantages	Does not rely on an Internet connection. Reduces concerns about online data security. Robust functionality for vast amount of data.	Less costs of hardware or IT. No technical and data security responsibility on owner. Affordable subscription pricing. Simple, quick set-up. Easy access from anywhere, anytime. Automatic data back-up. Integrated Web bookings. Free system upgrades.

		Scalable and adaptable.
Disadvantages	<p>Requires complex and expensive hardware.</p> <p>Unreachable from remote areas.</p> <p>Expensive and complicated to maintain and upgrade.</p> <p>Time-consuming, software installation and training.</p> <p>Additional costs and hardware needed for enabling web-based features</p> <p>Responsibility of system and data security is owner's headache.</p> <p>On-site IT expertise is required.</p>	<p>Not suitable for properties without a reliable Internet connection.</p> <p>High concerns over online security.</p>
Mark on Timeline	It is a traditional solution.	It is a contemporary solution.
Pricing	Capital expenditure and operational expenditure both; for hardware, software and its updates, and IT expert's charges.	Operational expenses for renewing subscription.

Popular Property Management Systems

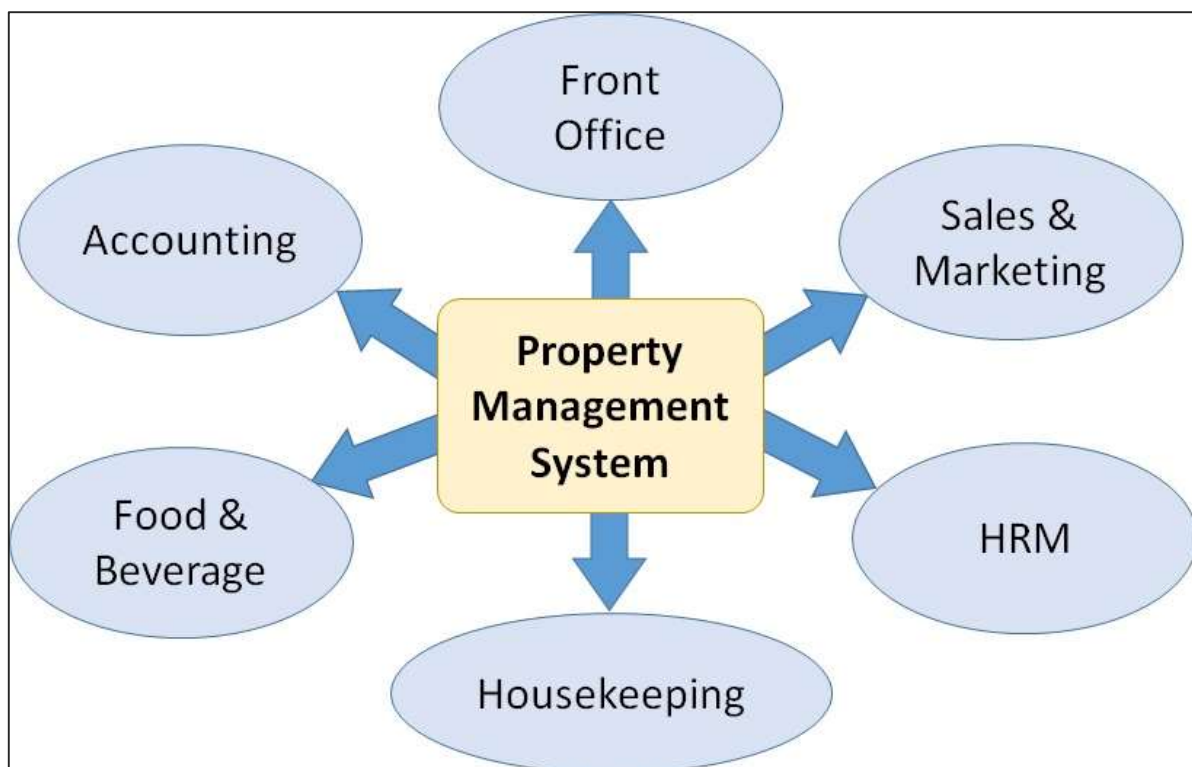
Some popular PMS: Autoclerk, Skyware MSICloud, CloudPM, eZee Frontdesk, Hotelogix, Hetello, Hoteliga, OpenHotel, OPERA PMS, are to name a few.

Common Software Options in a PMS

A PMS takes care of each department in the hotel. These are the commonly available features among PMS:

PMS Features for Front desk

- Reservation
- Registration
- Accommodation status
- Guest and non-guest accounts
- Cash handling
- Night auditing
- Reports



PMS for Sales and Marketing

- Guest database for market segmentation
- Guest history
- Yield management
- Travel agents information as clients
- Reports for goals
- Performance evaluation by comparative analysis

PMS for Housekeeping

- Lost and found
- Accommodation status
- Laundry charges

PMS for Food and Beverage

- POS sales
- Material inventory
- Periodic sales reports
- Standard recipes

PMS for HRM Department

Individual staff member's records regarding shifts, attendance, and appraisals.

PMS for Accounts

- Account payables and receivables
- Payroll
- Balance sheet
- Profit/Loss reports

PMS for Communication

Outgoing and incoming call records with date, time, place, duration, and charges.

Concerns in Selection of Appropriate PMS

The following concerns are considered while selecting an appropriate PMS:

Property and Business Domain Concerns

- Size of the property: The number of accommodations
- Number of locations
- Number of employees
- Property service policies
- Budget for technical resources and training
- Nearest future growth

PMS Domain Concerns

- User-friendly design that fosters intuitive navigation through logical order of tasks.
- Training expertise and time period required to train the staff.
- Hotel's online presence.
- Guest-oriented functionality.
- Scalability.